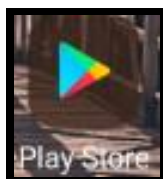



How to submit an audio file using Voice Memo or Voice Recorder and the Canvas App

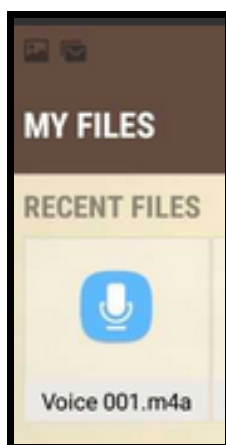
1. Download the Canvas App to your phone – Use the **Play Store** for Android



2. Use the Voice Memo or open the **Samsung Apps** to record the audio assignment with the **Voice Recorder**




3. Click **Record Done**
4. Type the file name “Yourname” and click Save
5. Click on the file, or Search in your Files for the File and click on it



6. Click **Share**

7. Choose the **Canvas** App



8. Click **Submit Assignment**, select the down arrow to choose the course

9. Click **Next**

10. Click **Turn In**

11. Click **Submit**

You should receive a message that the file was submitted successfully.

