


Dear Nursing Review Candidate,

If you have lived in PA for two or more years, then you may apply for a criminal background check through the State Police. If you have not lived in PA for two years, then you need to apply for an FBI check. There are two ways to apply for a criminal background check for the State Police.

1. On line <https://epatch.state.pa.us>, which only takes 1-2 days (sometimes you can print your results immediately) to get the results back.
  - a. Most results can be printed immediately
  - b. If your copy only has a control number but not a record determination i.e. “no record exists” or a printout of prior offenses, you need to go back to the Epatch website. Please follow the steps below to gain access to your record:
    - i. Select *Record Check*
    - ii. Select *Check Status*
    - iii. Type in your Control Number, Name (case sensitive) and Date of Request
    - iv. Click on the *Record Check Details* screen
    - v. At the bottom of the page, click on *Certificate Form*.
    - vi. Print the certificate (be sure the state watermark seal appears).
2. On line at [www.pa.cogentid.com](http://www.pa.cogentid.com), complete the Criminal Background form and send directly to State Police, which may take from 4-6 weeks for the results.
  - a. To begin, click on the Department of Education (PDE) and follow the prompts
  - b. Once you complete the online application, the computer program will automatically assign a PAE number to your file. Be sure to print the application confirmation/ receipt and make a note of your PAE number.
  - c. Bring a copy of your confirmation/receipt when you go to the fingerprint location.
  - d. The Pennsylvania State Police (CHRI) and FBI reports are valid for one year.

If you have any questions regarding how to apply for the Criminal Background Check, please contact me. Thank you.

Janet Baker, M.Ed.  
Director, Allied Health  
215 968 8324



Bucks County Community College  
Health Sciences Department

Nursing Review & Reentry Course

Requirements:

Current PA Nurses License  
Current CPR certification for Healthcare Providers  
Professional Liability Insurance  
Healthcare Insurance  
Criminal background check (e-mail <http://epatch.state.pa.us> or mail to State Police)  
Medical Immunization Report Form (includes 2-Step PPD)  
Documentation of a current Flu Shot  
Online orientation for St. Mary  
Confidentiality Statement for St. Mary

I have read and understand all the requirements for the Nursing Review & Reentry course.

\_\_\_\_\_  
Signature

\_\_\_\_\_  
Print name

Please circle title:     RN     LPN

Please circle which you will be attending:     Classroom/Clinical     Classroom only

Please complete and return to:  
Janet Baker,  
Director, Allied Health  
Bucks County Community College  
275 Swamp Rd.  
Newtown, PA 18940  
215-968-8324  
215-497-8765 (fax)  
[Janet.Baker@bucks.edu](mailto:Janet.Baker@bucks.edu)

## Affiliated Student Immunization Report

MUST BE COMPLETED FOR EACH INDIVIDUAL STUDENT:

\_\_\_\_\_  
Student Name

\_\_\_\_\_  
Birth Date

Date of Program \_\_\_\_\_

Affiliation Program \_\_\_\_\_

In order to participate in a clinical experience/observation where there is direct patient contact (hands-on care to observing within four feet) it is necessary that the following information be provided and verified by your family physician.

### TUBERCULOSIS STATUS:

Mantoux skin test

Date must be within 1 yr. of Affiliation

Date \_\_\_\_\_ Result: \_\_\_\_\_ m.m.

IF POSSITIVE

Date of chest X-ray \_\_\_\_\_

Result \_\_\_\_\_

Isoniazid Prophylaxis Rx

\_\_\_\_\_ No

\_\_\_\_\_ Yes/Dates

### IMMUNIZATIONS:

Hepatitis B-Date(s) \_\_\_\_\_

(not required but recommended for students affiliating in areas where there is potential for exposure to blood and/or body fluids)

Waived- \_\_\_\_\_ Yes

### RUEBEOLA (Measles) STATUS:

Physician Diagnosed: Date \_\_\_\_\_ or

Antibody titer by lab screen

Date \_\_\_\_\_ Titer \_\_\_\_\_

Vaccination- 2 injections live virus vaccine

Date \_\_\_\_\_ Type \_\_\_\_\_

### RUBELLA (German Measles) STATUS:

Antibody titer by lab screening

Date \_\_\_\_\_ Titer \_\_\_\_\_ or

Vaccination-1 injection live virus vaccine

Date \_\_\_\_\_ Type \_\_\_\_\_

### VARICELLA (Chicken Pox) STATUS:

Physician diagnosed: Date \_\_\_\_\_ or

Antibody titer by lab screen:

Date \_\_\_\_\_ Titer \_\_\_\_\_

Patient verbal history of disease

Yes \_\_\_\_\_ No \_\_\_\_\_

### MUMPS STATUS:

Physician diagnosed: Date \_\_\_\_\_ or

Antibody titer by lab screen:

Date \_\_\_\_\_ Titer \_\_\_\_\_ or

Vaccination-1 injection of vaccine:

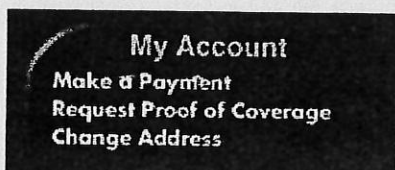
Date \_\_\_\_\_

Signature of Physician \_\_\_\_\_

Address of Physician \_\_\_\_\_

\_\_\_\_\_





Professional Liability Insurance

Life Insurance

Other Insurance

Customer


About NSO

Newsletters

Case of the Month

Nursing Resources

My Account



**Meeting the insurance needs  
of Nursing Professionals  
for over 30 Years**



### NSO News!

#### **Professional Liability Insurance**

**Get a Quick Quote**, then apply for your own individual malpractice protection. It's easy and secure!

#### **Renew Your Policy**

##### **Service your NSO account**

**anytime**: pay your premium, change your address, verify coverage - *it's easy and secure!*

#### **Coverage for Legal Nurse**

**Consultants** - insurance for the additional risks of using your medical skills and knowledge in settings that do not involve direct patient care.

**Do you teach, train or speak at seminars?** **Read more** about how you can protect yourself for these activities for just \$25 a year.

**Find out** how the Terrorism Risk Insurance Act affects you.

Nurses Service Organization offers medical malpractice / professional liability insurance and risk management information for RN's, LPN's, nurse practitioners, and Clinical Nurse Specialists as well as many other healthcare professionals. NSO also offers LTD, term life and AD&D insurance. Get a free obligation quote for malpractice insurance. Read about legal and risk management tips in our newsletter, and case of the month sections.

159 E. County Line Road \* Hatboro, PA 19040  
Phone: 1.800.247.1500 | Fax: 1.800.739.8818 | Email: [service@nso.com](mailto:service@nso.com)

Insurance License Information | Privacy Statement  
Credibility Statement | Site Map | My Account

©2007 Affinity Insurance Services™



# DIRECTIONS TO NEWTOWN CAMPUS

**275 Swamp Road, Newtown PA 18940 215-968-8000**

## **From Lower Bucks:**

Route 413 North through Langhorne Boro to the Newtown/Route 413 Bypass (traffic light after George School). Left onto Bypass and follow signs to College (approximately 3 miles on left).

## **From I-95: ( I-95 North from Philadelphia/ I-95 South from New Jersey)**

Take I-95 to Exit 49 - Newtown - Route 332. Proceed West towards Newtown and follow this road straight to the College entrance, approximately 5 miles on left. From the Pennsylvania Turnpike: PA Turnpike to Exit 28- Philadelphia. Proceed to Route 1 North to Route 413 North and follow directions from Lower Bucks.

## **From Upper Bucks ( Doylestown and Quakertown):**

Route 313 South to Route 263 North (Buckingham). Follow Route 263 North for 2.5 miles (Buckingham) to Route 413 South. Turn right and proceed for approximately 9 miles. At a "T" Intersection of Durham Road (Route 532), turn right and proceed to the next traffic light. Right onto Swamp Road. The College is 1/2 mile on the left.

## **From Upper Bucks ( Riegelsville, Bethlehem, Easton):**

Take Route 611 South (towards Doylestown) to Route 413 South. At a "T" Intersection of Durham Road (Route 532), turn right and proceed to the next traffic light. Right onto Swamp Road. The College is 1/2 mile on the left.

## **From Warminster, Warrington Area:**

East on Street Road (Route 132) to Second Street Pike (Route 232). Left and go North on Second Street Pike to Route 332 East (Richboro/Newtown Road.) Turn right and proceed approximately 3 1/2 miles to Newtown/Route 413 Bypass. Left onto Bypass and at the next light continue straight ahead to Swamp Road. The College is approximately 1/2 mile on the left.

**Septa's 130 Bus Route** runs through Lower Bucks County to the College's Newtown campus five days a week, Monday through Friday.

# DIRECTIONS TO LOWER BUCKS CAMPUS

## Gene and Marlene Epstein Campus at Lower Bucks

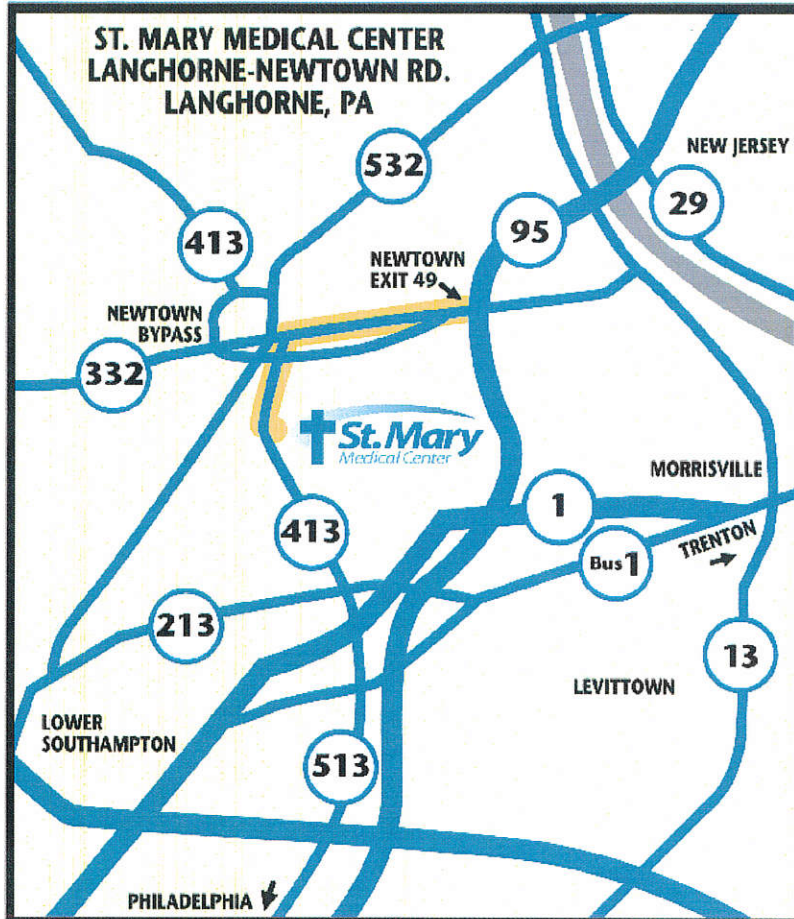
**1304 Veterans Highway, Bristol PA 19007 267-685-4800**

From I-95: (North from Phila. or South from NJ). Take I-95 to Exit 40 (formerly Exit 26) – Bristol. Turn right at exit. Make first left at the light at Rockview Drive.





## Maps & Directions



### Parking:

All parking on the St. Mary campus is complimentary (free). Complimentary valet parking is available at the Main Hospital entrance on Monday through Friday, from 8 a.m. to 6 p.m. and at the Emergency Services entrance 24 hours daily.

### Driving Directions:

**St. Mary Medical Center Main Campus Address:** 1201 Langhorne-Newtown Road., Langhorne, PA, 19047.

### MAP DRIVING DIRECTIONS FROM YOUR ADDRESS TO ST. MARY MEDICAL CENTER

#### From 95 North (Philadelphia International Airport)

Exit at the Newtown Exit 49. Turn onto Route 332-W and follow until you make a left onto Route 413-S. The Medical Center will be on the left at the second traffic light.

#### From 95 South (New Jersey)

Exit at the Newtown Exit 49. Turn onto Route 332-W and follow until you make a left onto Route 413-S. The Medical Center will be on the left at the second traffic light.

**From PA Turnpike**

Exit at Exit 351/28 (former Exit 28), (Philadelphia). Take Route 1-N to the Bellevue Avenue Route 413 exit. Make the first right off the access road and then turn left at the flashing red light onto Route 413-N. Follow Route 413-N through Langhorne. Turn right into the Medical Center driveway.

**New York City**

Go through the Holland Tunnel to 14th Street. Continue on I-78 West to I-95/NJ Turnpike South. Take I-95/NJ Turnpike South to exit #7A towards Trenton onto I-195 to I-295 north to I-95. Take I-95 South into Pennsylvania to PA exit 49. Turn on 332 West to 413 south. Turn left on 413 south and make a left at the second traffic light onto the St. Mary campus.

**Philadelphia (alternate route)**

Take I-95 north to exit #35. Take Woodhaven Road to US-1 North. Take US-1 US 1 north to Bellevue Avenue (413) exit. Make the first right off the access road and then turn left at the stop sign onto 413 north. Follow 413 north for four traffic lights. Turn right at the fourth light onto Medical Center campus.

**I-295 (NJ)**

Take I-295 towards Trenton, which then becomes I-95. Take I-95 South into Pennsylvania to PA exit 49 (Newtown). Turn right onto 332 West and follow until you reach the intersection for 413 South. Turn left onto 413 South and make a left at the second traffic light.

**NJ Turnpike**

Take I-95/NJ Turnpike South to exit #7A towards Trenton onto I-195 to I-295 north to I-95. Take I-95 South into Pennsylvania to PA exit 49. Turn onto 332 west to 413 south. Turn left on 413 south and make a left at the second traffic light.

**US 1 North**

US 1 north to Bellevue Avenue (413) exit. Make the first right off the access road and then turn left at the stop sign onto 413 north. Follow 413 north for four traffic lights. Turn right at the fourth light.

**US 1 South**

US 1 South towards Morrisville/Philadelphia to PA-213 (Maple Avenue) turn left on East Maple Avenue and follow to PA-413. Turn right at the third light.

**Street Road**

Take US-1 North towards Morrisville. Take US 1 north to Bellevue Avenue (413) exit. Make the first right off the access road and then turn left at the stop sign onto 413 north. Follow 413 north for four traffic lights. Turn right at the fourth light.

**Burlington-Bristol Bridge**

Take PA-413 to the I-95 on-ramp. Take I-95 North towards Trenton to exit 49 Turn left onto 332 West and follow until you reach the intersection for 413 South. Turn left onto 413 South and make a left at the second traffic light.

**Betsy Ross Bridge**

Take Route 90 West to I-95 North. Go north on I-95 towards Trenton. Take exit 49 Turn onto 332 West and follow until you reach the intersection for 413 south. Turn left onto 413 South and make a left at the second traffic light onto the Medical Center campus

**Ben Franklin Bridge**

Take I-676 to North to I-95. Take I-95 North towards Trenton. Take Exit #35 towards Bristol Pike (US-13) onto Woodhaven Road towards US-1. Take US-1 North exit towards Morrisville. Take US 1 north to Bellevue Avenue (413) exit. Make the first right off the access road and then turn left at the stop sign onto 413 north. Follow 413 north for four traffic lights. Turn right at the fourth light.

**Tacony-Palmyra Bridge**

Take Levick Street to Harbison Avenue. Turn Right on Harbison Avenue to US-1 North. US 1 north to Bellevue Avenue (413) exit. Make the first right off the access road and then turn left at the stop sign onto 413 north. Follow 413 north for four traffic lights. Turn right at the fourth light.

**Walt Whitman Bridge**

Take I-76 to I-95 North. Take I-95 North towards Trenton. Take Exit #35 towards Bristol Pike (US-13) onto Woodhaven Road towards US-1. Take US-1 North exit towards Morrisville. Take US 1 north to Bellevue Avenue (413) exit. Make the first right off the access road and then turn left at the stop sign onto 413 north. Follow 413 north for four traffic lights. Turn right at the fourth light.

**From New Hope**

Take PA-Rt. 232 to PA-Rt. 413. Turn left on PA-413 South.

**From Newtown**

Turn left on Swamp Road to PA-Rt. 332. Take PA-Rt. 332 to State Street. Turn right on State Street to Langhorne-Newtown Road (Rt. 413 South).

**From Richboro**

Follow Newtown-Richboro Road to PA-Rt. 413 South. Turn right onto PA-Rt. 413 South.

**From Southampton**

Turn left onto Holland Road to Buck Road. Turn left on Buck Road to PA-Rt. 413 South.

**From Washington Crossing**

Turn right onto PA-Rt. 532 to PA-Rt. 332. Turn left on PA-Rt. 332 to South State Street. Turn right on South State Street and continue on. This becomes Langhorne-Newtown Road (Rt. 413 South).

**From Bristol**

Take PA-Rt. 413 north to South Flowers Mill Road. Turn left on East Maple Avenue to PA-Rt. 413 North.

**From Bensalem**

Take PA-Rt. 513 towards Byberry Road to PA-Rt. 413 North.

**From Croydon**

Take Pennsylvania Avenue and turn right on Tulip Avenue. Turn left from Tulip Avenue onto State Road. Take State Road to PA-Rt. 413 and Turn left on PA-413 North. Take PA-413 north to South Flowers Mill Road. Turn left on East Maple Avenue to PA-Rt. 413 North.

**From Fairless Hills**

Take South Olds Blvd and turn right on Hood Blvd. Take Hood Blvd to the Levittown Parkway. Turn Right on the Levittown Parkway to Bristol-Oxford Valley Road. Turn right on Bristol Oxford-Valley Road to Business Route 1. Turn left on Business Route 1 to Maple Avenue and then turn right on PA-Rt. 413 North.

**From Langhorne**

Take East Maple Avenue to PA-Rt. 413. Turn right on PA-413 North.

**From Feasterville/Trevese**

Turn left on Elmwood Avenue to Meadowbrook Road. Turn Right on Meadowbrook Road to East Bristol Road. Turn left on East Bristol Road to PA-Rt. 213. Turn Right on PA-Rt. 213 to PA-413 North. Turn left on PA-Rt. 413 North.

**From Levittown**

Take the Levittown Parkway to Bristol Oxford Valley Road. Turn right on Bristol Oxford-Valley Road to Business Route 1. Turn left on Business Route 1 to Maple Avenue and then turn right on PA-Rt. 413 North.

**From Morrisville**

Take North Bluestone Drive to Stony Hill Road. Turn right on Stony Hill Road to Newtown-Yardley Road. Turn left on Newtown Yardley Road to the Newtown Bypass. Take the Newtown Bypass to Langhorne-Newtown Road. Turn left on Langhorne-Newtown Road (Rt. 413 South).

**From Warminster**

Turn right onto Ivyland Road and head towards PA-Rt. 332. Turn left on PA-332 to PA-Rt. 413 South. Turn right on PA-Rt. 413 South to Langhorne-Newtown Road

**From Doylestown**

Take West State Street to South Hamilton Street. Turn left on South Hamilton Street towards Oakland Avenue. Turn Left on Oakland Avenue towards East State Street. Turn Right on East State Street towards US-202. Take US-202 to PA-Rt. 413. Turn right on PA-Rt. 413 South. (May also take Rt. 611 to Almshouse Road to Newtown-Richboro Road to PA-Rt. 413 South. Turn right onto PA-Rt. 413 South.)