


Dear Nursing Review Candidate,

If you have lived in PA for two or more years, then you may apply for a criminal background check through the State Police. If you have not lived in PA for two years, then you need to apply for an FBI check. There are two ways to apply for a criminal background check for the State Police. The fee is \$10.

1. On line <https://epatch.state.pa.us>, which only takes 1-2 days (sometimes you can print your results immediately) to get the results back.
 - a. Most results can be printed immediately
 - b. If your copy only has a control number but not a record determination i.e. “no record exists” or a printout of prior offenses, you need to go back to the Epatch website. Please follow the steps below to gain access to your record:
 - i. Select *Record Check*
 - ii. Select *Check Status*
 - iii. Type in your Control Number, Name (case sensitive) and Date of Request
 - iv. Click on the *Record Check Details* screen
 - v. At the bottom of the page, click on *Certificate Form*.
 - vi. Print the certificate (be sure the state watermark seal appears).
2. On line at www.pa.cogentid.com, complete the Criminal Background form and send directly to State Police, which may take from 4-6 weeks for the results.
 - a. To begin, click on the Department of Education (PDE) and follow the prompts
 - b. Once you complete the online application, the computer program will automatically assign a PAE number to your file. Be sure to print the application confirmation/ receipt and make a note of your PAE number.
 - c. Bring a copy of your confirmation/receipt when you go to the fingerprint location.
 - d. The Pennsylvania State Police (CHRI) and FBI reports are valid for one year.

If you have any questions regarding how to apply for the Criminal Background Check, please contact me. Thank you.

Janet Baker, M.Ed.
Director, Allied Health
215 968 8324



Bucks County Community College
Health Sciences Department

Nursing Review & Reentry Course

Requirements:

- Current PA Nurses License
- Current CPR certification for Healthcare Providers
- Professional Liability Insurance
- Healthcare Insurance
- Criminal background check (e-mail <http://epatch.state.pa.us> or mail to State Police)
- Medical Immunization Report Form (includes 2-Step PPD)
- Documentation of a current Flu Shot
- Online orientation for St. Mary
- Confidentiality Statement for St. Mary

I have read and understand all the requirements for the Nursing Review & Reentry course.

Signature

Print name

Please circle title: RN LPN

Please circle which you will be attending: Classroom/Clinical Classroom only

Please complete and return to:
Janet Baker,
Director, Allied Health
Bucks County Community College
275 Swamp Rd.
Newtown, PA 18940
215-968-8324
215-497-8765 (fax)
Janet.Baker@bucks.edu

Affiliated Student Immunization Report

MUST BE COMPLETED FOR EACH INDIVIDUAL STUDENT:

Student Name	Birth Date
Date of Program _____	Affiliation Program _____

In order to participate in a clinical experience/observation where there is direct patient contact (hands-on care to observing within four feet) it is necessary that the following information be provided and verified by your family physician.

TURBERCULOSIS STATUS:

Mantoux skin test
Date must be within 1 yr. of Affiliation
Date _____ Result: _____ m.m.
IF POSSITIVE
Date of chest X-ray _____
Result _____
Isoniazid Prophylaxis Rx
_____ No
_____ Yes/Dates

IMMUNIZATIONS:

Hepatitis B-Date(s) _____
(not required but recommended for students
affiliating in areas where there is potential for
exposure to blood and/or body fluids)
Waived- _____ Yes

RUEBEOLA (Measles) STATUS:

Physician Diagnosed: Date _____ or
Antibody titer by lab screen
Date _____ Titer _____
Vaccination- 2 injections live virus vaccine
Date _____ Type _____

RUBELLA (German Measles) STATUS:

Antibody titer by lab screening
Date _____ Titer _____ or
Vaccination-1 injection live virus vaccine
Date _____ Type _____

VARICELLA (Chicken Pox) STATUS:

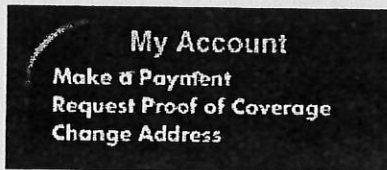
Physician diagnosed: Date _____ or
Antibody titer by lab screen:
Date _____ Titer _____
Patient verbal history of disease
Yes _____ No _____

MUMPS STATUS:

Physician diagnosed: Date _____ or
Antibody titer by lab screen:
Date _____ Titer _____ or
Vaccination-1 injection of vaccine:
Date _____

Signature of Physician _____

Address of Physician _____



- Professional Liability Insurance | Life Insurance | Other Insurance | Customer
- About NSO | Newsletters | Case of the Month | Nursing Resources | My Account



**Meeting the insurance needs
of Nursing Professionals
for over 30 Years**



NSO News!

Professional Liability Insurance
Get a Quick Quote, then apply for your own individual malpractice protection. It's easy and secure!

Renew Your Policy
Service your NSO account
anytime: pay your premium, change your address, verify coverage - *it's easy and secure!*

Coverage for Legal Nurse Consultants - insurance for the additional risks of using your medical skills and knowledge in settings that do not involve direct patient care.

Do you teach, train or speak at seminars? **Read more** about how you can protect yourself for these activities for just \$25 a year.

Find out how the Terrorism Risk Insurance Act affects you.

Nurses Service Organization offers medical malpractice / professional liability insurance and risk management information for RN's, LPN's, nurse practitioners, and Clinical Nurse Specialists as well as many other healthcare professionals. NSO also offers LTD, term life and AD&D insurance. Get a free obligation quote for malpractice insurance. Read about legal and risk management tips in our recent newsletter, and case of the month sections.

159 E. County Line Road * Hatboro, PA 19040
Phone: 1.800.247.1500 | Fax: 1.800.739.8818 | Email: service@nso.com

[Insurance License Information](#) | [Privacy Statement](#)
[Credibility Statement](#) | [Site Map](#) | [My Account](#)

©2007 Affinity Insurance Services™



DIRECTIONS TO NEWTOWN CAMPUS

275 Swamp Road, Newtown PA 18940 215-968-8000

From Lower Bucks:

Route 413 North through Langhorne Boro to the Newtown/Route 413 Bypass (traffic light after George School). Left onto Bypass and follow signs to College (approximately 3 miles on left).

From I-95: (I-95 North from Philadelphia/ I-95 South from New Jersey)

Take I-95 to Exit 49 - Newtown - Route 332. Proceed West towards Newtown and follow this road straight to the College entrance, approximately 5 miles on left. From the Pennsylvania Turnpike: PA Turnpike to Exit 28- Philadelphia. Proceed to Route 1 North to Route 413 North and follow directions from Lower Bucks.

From Upper Bucks (Doylestown and Quakertown):

Route 313 South to Route 263 North (Buckingham). Follow Route 263 North for 2.5 miles (Buckingham) to Route 413 South. Turn right and proceed for approximately 9 miles. At a "T" Intersection of Durham Road (Route 532), turn right and proceed to the next traffic light. Right onto Swamp Road. The College is 1/2 mile on the left.

From Upper Bucks (Riegelsville, Bethlehem, Easton):

Take Route 611 South (towards Doylestown) to Route 413 South. At a "T" Intersection of Durham Road (Route 532), turn right and proceed to the next traffic light. Right onto Swamp Road. The College is 1/2 mile on the left.

From Warminster, Warrington Area:

East on Street Road (Route 132) to Second Street Pike (Route 232). Left and go North on Second Street Pike to Route 332 East (Richboro/Newtown Road.) Turn right and proceed approximately 3 1/2 miles to Newtown/Route 413 Bypass. Left onto Bypass and at the next light continue straight ahead to Swamp Road. The College is approximately 1/2 mile on the left.

Septa's 130 Bus Route runs through Lower Bucks County to the College's Newtown campus five days a week, Monday through Friday.

DIRECTIONS TO LOWER BUCKS CAMPUS

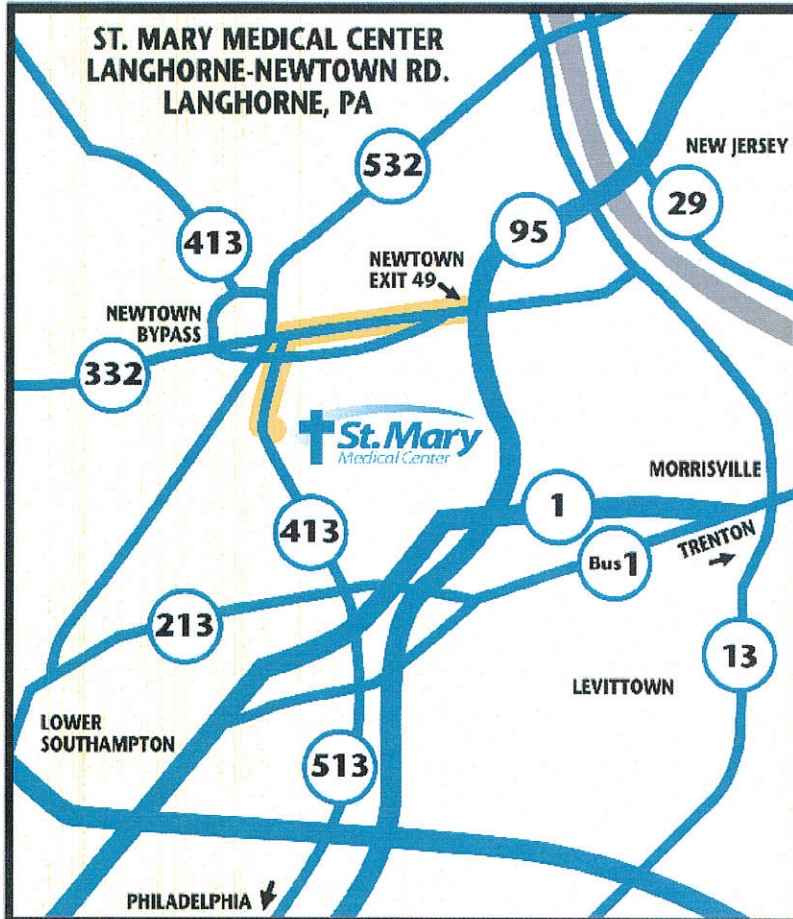
Gene and Marlene Epstein Campus at Lower Bucks

1304 Veterans Highway, Bristol PA 19007 267-685-4800

From I-95: (North from Phila. or South from NJ). Take I-95 to Exit 40 (formerly Exit 26) – Bristol. Turn right at exit. Make first left at the light at Rockview Drive.



Maps & Directions



Parking:

All parking on the St. Mary campus is complimentary (free). Complimentary valet parking is available at the Main Hospital entrance on Monday through Friday, from 8 a.m. to 6 p.m. and at the Emergency Services entrance 24 hours daily.

Driving Directions:

St. Mary Medical Center Main Campus Address: 1201 Langhorne-Newtown Road., Langhorne, PA, 19047.

MAP DRIVING DIRECTIONS FROM YOUR ADDRESS TO ST. MARY MEDICAL CENTER

From 95 North (Philadelphia International Airport)

Exit at the Newtown Exit 49. Turn onto Route 332-W and follow until you make a left onto Route 413-S. The Medical Center will be on the left at the second traffic light.

From 95 South (New Jersey)

Exit at the Newtown Exit 49. Turn onto Route 332-W and follow until you make a left onto Route 413-S. The Medical Center will be on the left at the second traffic light.

From PA Turnpike

Exit at Exit 351/28 (former Exit 28), (Philadelphia). Take Route 1-N to the Bellevue Avenue Route 413 exit. Make the first right off the access road and then turn left at the flashing red light onto Route 413-N. Follow Route 413-N through Langhorne. Turn right into the Medical Center driveway.

New York City

Go through the Holland Tunnel to 14th Street. Continue on I-78 West to I-95/NJ Turnpike South. Take I-95/NJ Turnpike South to exit #7A towards Trenton onto I-195 to I-295 north to I-95. Take I-95 South into Pennsylvania to PA exit 49. Turn on 332 West to 413 south. Turn left on 413 south and make a left at the second traffic light onto the St. Mary campus.

Philadelphia (alternate route)

Take I-95 north to exit #35. Take Woodhaven Road to US-1 North. Take US-1 US 1 north to Bellevue Avenue (413) exit. Make the first right off the access road and then turn left at the stop sign onto 413 north. Follow 413 north for four traffic lights. Turn right at the fourth light onto Medical Center campus.

I-295 (NJ)

Take I-295 towards Trenton, which then becomes I-95. Take I-95 South into Pennsylvania to PA exit 49 (Newtown). Turn right onto 332 West and follow until you reach the intersection for 413 South. Turn left onto 413 South and make a left at the second traffic light.

NJ Turnpike

Take I-95/NJ Turnpike South to exit #7A towards Trenton onto I-195 to I-295 north to I-95. Take I-95 South into Pennsylvania to PA exit 49. Turn onto 332 west to 413 south. Turn left on 413 south and make a left at the second traffic light.

US 1 North

US 1 north to Bellevue Avenue (413) exit. Make the first right off the access road and then turn left at the stop sign onto 413 north. Follow 413 north for four traffic lights. Turn right at the fourth light.

US 1 South

US 1 South towards Morrisville/Philadelphia to PA-213 (Maple Avenue) turn left on East Maple Avenue and follow to PA-413. Turn right at the third light.

Street Road

Take US-1 North towards Morrisville. Take US 1 north to Bellevue Avenue (413) exit. Make the first right off the access road and then turn left at the stop sign onto 413 north. Follow 413 north for four traffic lights. Turn right at the fourth light.

Burlington-Bristol Bridge

Take PA-413 to the I-95 on-ramp. Take I-95 North towards Trenton to exit 49 Turn left onto 332 West and follow until you reach the intersection for 413 South. Turn left onto 413 South and make a left at the second traffic light.

Betsy Ross Bridge

Take Route 90 West to I-95 North. Go north on I-95 towards Trenton. Take exit 49 Turn onto 332 West and follow until you reach the intersection for 413 south. Turn left onto 413 South and make a left at the second traffic light onto the Medical Center campus

Ben Franklin Bridge

Take I-676 to North to I-95. Take I-95 North towards Trenton. Take Exit #35 towards Bristol Pike (US-13) onto Woodhaven Road towards US-1. Take US-1 North exit towards Morrisville. Take US 1 north to Bellevue Avenue (413) exit. Make the first right off the access road and then turn left at the stop sign onto 413 north. Follow 413 north for four traffic lights. Turn right at the fourth light.

Tacony-Palmyra Bridge

Take Levick Street to Harbison Avenue. Turn Right on Harbison Avenue to US-1 North. US 1 north to Bellevue Avenue (413) exit. Make the first right off the access road and then turn left at the stop sign onto 413 north. Follow 413 north for four traffic lights. Turn right at the fourth light.

Walt Whitman Bridge

Take I-76 to I-95 North. Take I-95 North towards Trenton. Take Exit #35 towards Bristol Pike (US-13) onto Woodhaven Road towards US-1. Take US-1 North exit towards Morrisville. Take US 1 north to Bellevue Avenue (413) exit. Make the first right off the access road and then turn left at the stop sign onto 413 north. Follow 413 north for four traffic lights. Turn right at the fourth light.

From New Hope

Take PA-Rt. 232 to PA-Rt. 413. Turn left on PA-413 South.

From Newtown

Turn left on Swamp Road to PA-Rt. 332. Take PA-Rt. 332 to State Street. Turn right on State Street to Langhorne-Newtown Road (Rt. 413 South).

From Richboro

Follow Newtown-Richboro Road to PA-Rt. 413 South. Turn right onto PA-Rt. 413 South.

From Southampton

Turn left onto Holland Road to Buck Road. Turn left on Buck Road to PA-Rt. 413 South.

From Washington Crossing

Turn right onto PA-Rt. 532 to PA-Rt. 332. Turn left on PA-Rt. 332 to South State Street. Turn right on South State Street and continue on. This becomes Langhorne-Newtown Road (Rt. 413 South).

From Bristol

Take PA-Rt. 413 north to South Flowers Mill Road. Turn left on East Maple Avenue to PA-Rt. 413 North.

From Bensalem

Take PA-Rt.513 towards Byberry Road to PA-Rt. 413 North.

From Croydon

Take Pennsylvania Avenue and turn right on Tulip Avenue. Turn left from Tulip Avenue onto State Road. Take State Road to PA-Rt. 413 and Turn left on PA-413 North. Take PA-413 north to South Flowers Mill Road. Turn left on East Maple Avenue to PA-Rt. 413 North.

From Fairless Hills

Take South Olds Blvd and turn right on Hood Blvd. Take Hood Blvd to the Levittown Parkway. Turn Right on the Levittown Parkway to Bristol-Oxford Valley Road. Turn right on Bristol Oxford-Valley Road to Business Route 1. Turn left on Business Route 1 to Maple Avenue and then turn right on PA-Rt. 413 North.

From Langhorne

Take East Maple Avenue to PA-Rt. 413. Turn right on PA-413 North.

From Feasterville/Treose

Turn left on Elmwood Avenue to Meadowbrook Road. Turn Right on Meadowbrook Road to East Bristol Road. Turn left on East Bristol Road to PA-Rt. 213. Turn Right on PA-Rt. 213 to PA-413 North. Turn left on PA-Rt. 413 North.

From Levittown

Take the Levittown Parkway to Bristol Oxford Valley Road. Turn right on Bristol Oxford-Valley Road to Business Route 1. Turn left on Business Route 1 to Maple Avenue and then turn right on PA-Rt. 413 North.

From Morrisville

Take North Bluestone Drive to Stony Hill Road. Turn right on Stony Hill Road to Newtown-Yardley Road. Turn left on Newtown Yardley Road to the Newtown Bypass. Take the Newtown Bypass to Langhorne-Newtown Road. Turn left on Langhorne-Newtown Road (Rt. 413 South).

From Warminster

Turn right onto Ivyland Road and head towards PA-Rt. 332. Turn left on PA-332 to PA-Rt. 413 South. Turn right on PA-Rt. 413 South to Langhorne-Newtown Road

From Doylestown

Take West State Street to South Hamilton Street. Turn left on South Hamilton Street towards Oakland Avenue. Turn Left on Oakland Avenue towards East State Street. Turn Right on East State Street towards US-202. Take US-202 to PA-Rt. 413. Turn right on PA-Rt. 413 South. (May also take Rt. 611 to Almsouse Road to Newtown-Richboro Road to PA-Rt. 413 South. Turn right onto PA-Rt. 413 South.)